

## Spike-Centered Jitter Can Mistake Temporal Structure

**Jonathan Platkiewicz**

*jplatkiewicz@ccny.cuny.edu*

*Department of Mathematics, City College of New York, City University of New York, NY 10031, U.S.A., and NYU Neuroscience Institute, School of Medicine, New York University, New York, NY 10016, U.S.A.*

**Eran Stark**

*eranstark@post.tau.ac.il*

*Department of Physiology and Pharmacology, Sackler Faculty of Medicine, and Sagol School of Neuroscience, Tel Aviv University, Tel Aviv 6997801, Israel*

**Asohan Amarasingham**

*amarasingham@ccny.cuny.edu*

*Department of Mathematics, City University of New York, New York, NY 10031, U.S.A., and Departments of Biology, Computer Science, and Psychology, Graduate Center, City University of New York, New York, NY 10016, U.S.A.*

Jitter-type spike resampling methods are routinely applied in neurophysiology for detecting temporal structure in spike trains (point processes). Several variations have been proposed. The concern has been raised, based on numerical experiments involving Poisson spike processes, that such procedures can be conservative. We study the issue and find it can be resolved by reemphasizing the distinction between spike-centered (basic) jitter and interval jitter. Focusing on spiking processes with no temporal structure, interval jitter generates an exact hypothesis test, guaranteeing valid conclusions. In contrast, such a guarantee is not available for spike-centered jitter. We construct explicit examples in which spike-centered jitter hallucinates temporal structure, in the sense of exaggerated false-positive rates. Finally, we illustrate numerically that Poisson approximations to jitter computations, while computationally efficient, can also result in inaccurate hypothesis tests. We highlight the value of classical statistical frameworks for guiding the design and interpretation of spike resampling methods.

### 1 Introduction ---

Jitter procedures have been developed to detect and quantify the presence of fine temporal structure in point processes (see Amarasingham, Harrison, Hatsopoulos, & Geman, 2012, for an overview) and have been applied

extensively to analyze spike trains (see Amarasingham, Geman, & Harrison, 2015, for broader motivation). Loosely, the idea is to locally “jitter” the locations of observed spikes to generate surrogate data sets and then to ask whether the original spike train data set can be distinguished from the jitter surrogates. The amount of jitter specifies a hypothesized timescale of temporal structure. There are many variations in theme and terminology—for example: basic jitter in Amarasingham et al. (2012), dithering in Gerstein (2004), Grün (2009), and Louis, Gerstein, Grün, and Diesmann (2010); teetering in Shmiel et al. (2006); the convolution method in Stark and Abeles (2009); interval jitter in Amarasingham et al. (2012) and Date, Bienenstock, and Geman (1998); pattern jitter in Harrison and Geman (2009) and Amarasingham et al. (2012); and tilted jitter in Amarasingham et al. (2012).

This basic idea is intuitively compelling in neurophysiology. The point of this letter is to emphasize that subtleties arise in translating this intuition into data-analytic procedures. We provide several constructive examples, based on the classical theory of statistical hypothesis testing, to make this point. The examples are deliberately simple, involving either single or paired spike trains, but the issues they raise are amplified in large-scale settings and confirm previous cautions about heuristic methods (Amarasingham et al., 2012).

In the first example, we discuss a concern raised by a numerical experiment of Stark and Abeles (2009). In essence, the concern is that a jitter procedure applied to analyze synchrony in a pair of independent, homogeneous Poisson processes is conservative (“biased,” in the terminology of Stark & Abeles, 2009). We review the distinction between spike-centered (basic) jitter procedures and interval jitter procedures (Amarasingham et al., 2012). In spike-centered jitter, jitter surrogates are formed by jittering spikes within an interval centered at their location in the original spike train; in interval jitter, surrogates are formed by jittering spikes in intervals that are chosen independently of the original spike train (see Figure 1). Interval jitter is derived from an exact test of a null hypothesis that contains homogeneous Poisson processes (Amarasingham et al., 2012), whereas spike-centered jitter is not. We conclude that this accounts for the concern that motivates Stark and Abeles (2009).

A source of intuition is the following. Intuitively, resampling can be understood here as a way of removing structure from the data. Differences between the resamples and the observed trains thus provide statistical evidence for structure. However, the original spike trains can be exactly reconstructed from a sufficiently large ensemble of spike-centered jitter surrogates. The same does not hold for interval jitter surrogates. This observation makes clear that spike-centered jitter does not actually remove temporal structure and provides one informal way to distinguish the two procedures.

Motivated in part by the above observations, we then seek more extreme examples of the discrepancy between spike-centered and interval jitter. We

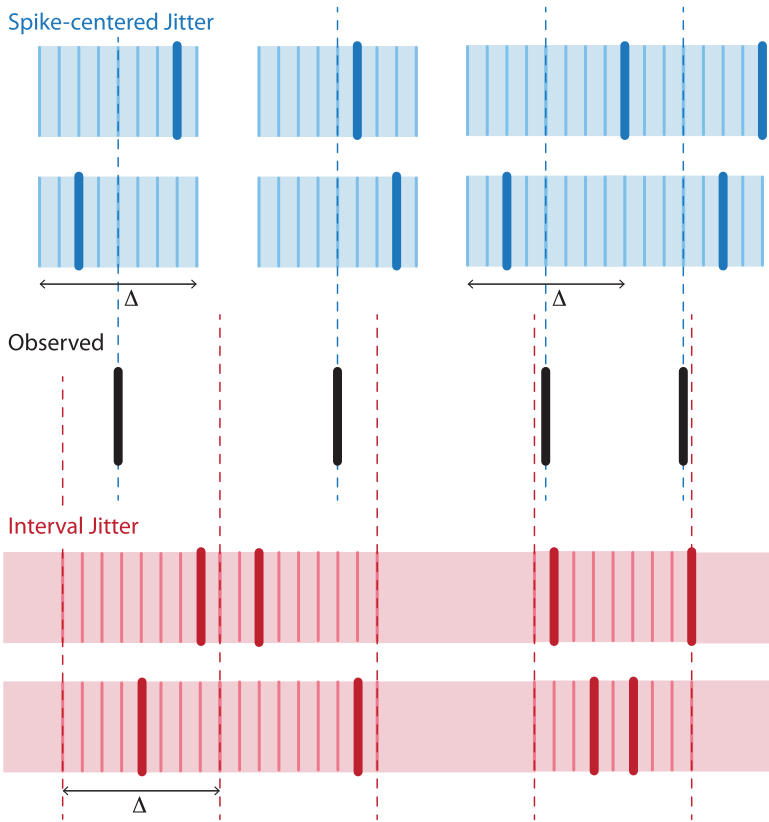


Figure 1: Two prototypical spike resampling methods. In spike-centered (basic) jitter (blue), each spike is resampled in an interval centered at its original location (black). In interval jitter (red), each spike is resampled in an interval whose location is specified independent of the original spike train. The thick colored lines represent the surrogate spike trains, whereas the thin colored lines represent the potential locations of a resampled spike. For illustration purposes, only two surrogate trains are shown for each jitter type. The actual computation involves many surrogates.

focus on examples of spike processes that unambiguously contain no temporal structure. In such a setting, interval jitter procedures are guaranteed to function properly, regardless of the choice of test statistic. In contrast, we construct test statistics and unstructured spike processes for which spike-centered jitter generates more exaggerated examples of conservatism. More striking, we construct examples in which spike-centered jitter even hallucinates temporal structure in the sense of exaggerated false-positive rates. The effect of the hallucination can be arbitrarily large.

As a third class of example, we show that the natural, and computation-ally compelling, idea of approximating a jitter technique with a Poisson approximation (Abeles & Gat, 2001) can also have practical consequences. The latter is shown with a demonstration of conservative as well as invalid procedures in a numerical example involving an analytical version of an interval jitter experiment.

## 2 Spike-Centered Jitter Can Be Conservative with Structureless Spike Processes

---

The problem that Stark and Abeles (2009) examined can be summarized by describing a numerical experiment as follows. Generate two independent, homogeneous Poisson spike trains with identical rates  $\lambda$ . We represent a spike train as a list of spike times. For example, denote  $\mathbf{t}_1 = (t_{1,1}, t_{1,2}, \dots, t_{1,N_1})$  as the first spike train, and denote  $\mathbf{t}_2 = (t_{2,1}, t_{2,2}, \dots, t_{2,N_2})$  as the second spike train ( $t_{i,j}$  is the  $j$ th spike time in spike train  $i$ , and  $N_i$  is the number of spikes in the spike train  $i$ ). (A glossary of mathematical terms is provided at the end of the letter.) Then the Monte Carlo-resampled train  $\mathbf{t}_i^{(k)}$  is generated from the assignment  $t_{i,j}^k = t_{i,j} + \epsilon_{i,j,k}$ , where  $\epsilon_{i,j,k}$  is a random variable uniformly distributed on the interval  $[-\Delta/2, \Delta/2]$ , and all  $\epsilon_{i,j,k}$  terms are drawn independently. (Alternatively, when spike times are discretized,  $\epsilon_{i,j,k}$  is distributed uniformly on  $\{-\Delta/2, -\Delta + 1, \dots, \Delta/2\}$ .) Following Amarasingham et al. (2012), we will refer to this resampling technique as spike-centered, or basic, jitter (“dithering” in Grün, 2009; “teetering” in Shmiel et al., 2006; “artificial jitter” in Rokem et al., 2006; “jittering” in Stark & Abeles, 2009). The intuition, which turns out to be incorrect, is that the resamples and the original data should be indistinguishable because a homogeneous Poisson spike train has no temporal structure. To quantify indistinguishability, choose a statistic  $f(s_1, s_2)$  that converts a spike train pair  $(s_1, s_2)$  into a number and compute  $S_0 = f(\mathbf{t}_1, \mathbf{t}_2)$ , and  $S_k = f(\mathbf{t}_1^{(k)}, \mathbf{t}_2^{(k)})$  for  $k \in \{1, 2, \dots, K\}$ . For shorthand, we use  $X = (\mathbf{t}_1, \mathbf{t}_2)$  and  $R = (\mathbf{t}_1^{(1)}, \mathbf{t}_2^{(1)}, \dots, \mathbf{t}_1^{(K)}, \mathbf{t}_2^{(K)})$ , so that  $X$  represents the data and  $R$  the Monte Carlo resamples. Then compute

$$p(X, R) = \frac{1 + \sum_{i=1}^K \mathbb{1}\{S_i \geq S_0\}}{K + 1}, \quad (2.1)$$

where  $\mathbb{1}$  represents the indicator function, so that  $\mathbb{1}\{S_i \geq S_0\}$  takes the value 1 if  $S_i \geq S_0$  and 0 otherwise.

Thus,  $p(X, R)$  measures, in some sense, how unusual the original data are with respect to the surrogate spike trains, in terms of the statistic  $f(s_1, s_2)$ . Can  $p(X, R)$  be interpreted as a  $p$ -value for a statistical hypothesis of “no temporal structure”?

For example, taking  $f(\mathbf{t}_1, \mathbf{t}_2)$  to be synchrony, with synchrony width  $\delta$ ,

$$f(\mathbf{t}_1, \mathbf{t}_2) := \sum_{i=1}^{N_1} \sum_{j=1}^{N_2} \mathbb{1}\{|t_{1,i} - t_{2,j}| < \delta\}, \quad (2.2)$$

and implementing the experiment numerically, we find that the empirical distribution of  $p(X, R)$  does not look uniform (see Figure 2A). This is, in essence, the motivating observation of Stark and Abeles (2009). A standard property of exact  $p$ -values that are absolutely continuous is that they are uniformly distributed. Thus, the discreteness of the test statistic  $S_0 = f(\mathbf{s}_1, \mathbf{s}_2)$  could be the underlying source of the nonuniformity. However, the same phenomenon occurs when we impose absolute continuity by further randomizing the number  $S_k$ . That is, let  $S'_k = S_k + \delta_{k'}$  where  $\delta_0, \delta_1, \dots, \delta_K$  are independently drawn and uniformly distributed on  $[-1/2, 1/2]$ , and define

$$p_c(X, R) = \frac{1 + \sum_{i=1}^K \mathbb{1}\{S'_i \geq S'_0\}}{K + 1}. \quad (2.3)$$

$p_c(X, R)$  is absolutely continuous. Nevertheless, it is evidently nonuniform (see Figure 2C). Therefore  $p_c(X, R)$  cannot be a  $p$ -value for any null hypothesis ( $H_0$ ) that includes independent Poisson spike trains.

One way to get a proper hypothesis test is to use interval jitter in place of basic jitter (see Amarasingham et al., 2012, for a complete treatment). To summarize, the interval jitter null hypothesis associated with parameter  $\Delta$  is as follows (Date et al., 1998; Amarasingham et al., 2012). Partition the time interval into disjoint subintervals of length  $\Delta$ . Let the sequence  $C_\Delta(\mathbf{t}_1, \mathbf{t}_2)$  represent the counts in the subintervals. (We conceptualize  $C_\Delta(\mathbf{t}_1, \mathbf{t}_2)$  as a  $\Delta$ -coarsening of spike trains  $\mathbf{t}_1$  and  $\mathbf{t}_2$ .) The null hypothesis is that the conditional distribution of  $\mathbf{t}_1$  and  $\mathbf{t}_2$ , conditioned on  $C_\Delta(\mathbf{t}_1, \mathbf{t}_2)$ , is uniform (see section A.1 and Amarasingham et al., 2012, for a detailed review of the concept of conditional uniformity).

To generate surrogates, instead of the assignment  $t_{i,j}^{(k)} = t_{i,j}^{(k)} + \epsilon_{i,j,k}$  above, use

$$t_{i,j}^{(k)} = \Delta \lfloor t_{i,j} / \Delta \rfloor + \epsilon'_{i,j,k}, \quad (2.4)$$

where  $\lfloor x \rfloor$  denotes the floor of  $x$  (round down) and  $\epsilon'_{i,j,k}$  are uniformly distributed on  $[0, \Delta]$  and drawn independently. With these surrogates,  $p(X, R)$  and  $p_c(X, R)$  are (both) now proper  $p$ -values for the interval jitter null hypothesis. (The reasoning is reviewed in section A.2; see Amarasingham et al., 2012, for explicit statements and demonstrations.) To illustrate one implication of this, we repeat the same numerical experiment with interval jitter:  $p_c(X, R)$  indeed appears uniformly distributed (see Figure 2D). This is

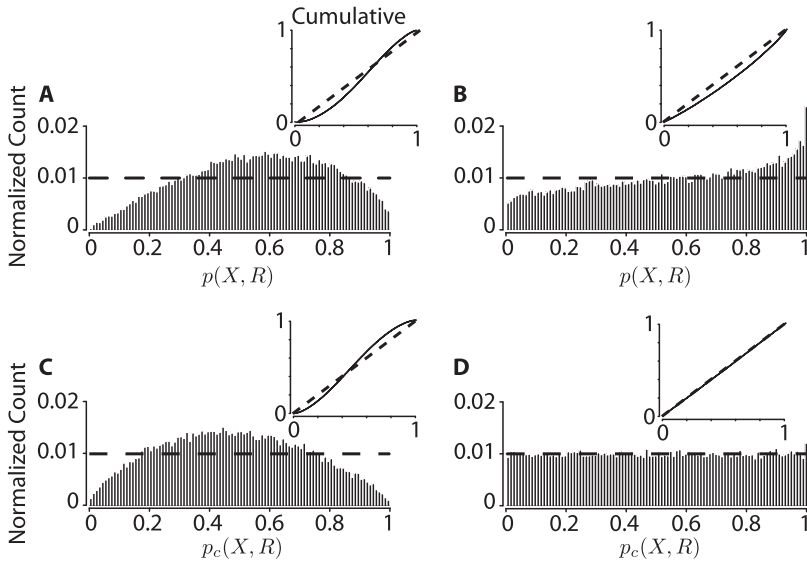


Figure 2: A numerical demonstration of the distribution of  $p(X, R)$  (see equation 2.1) and  $p_c(X, R)$  (see equation 2.3), generated by both the spike-jittered and interval jitter procedures. Data are taken from pairs of homogeneous (20 spikes/s) Poisson-generated artificial spike trains, and synchrony is used as a test statistic. Details of the experiment are described in the text. Here  $\delta = 30$  ms,  $K = 500$ ,  $\Delta = 20$  ms, and trial lengths are 1 s. Each trial provides a single value of  $p(X, R)$  (resp.,  $p_c(X, R)$ ). Fifty thousand trials were generated to produce 50,000 such values. The histograms were computed using a 0.01 bin width. (A, C) The respective distributions, using the spike-centered jitter procedure. The horizontal dashed line in all panels represents the theoretical limit (as the number of samples/trials goes to  $\infty$ ) if the distribution is truly uniform. (B, D) The respective distributions, using the interval jitter procedure. In all panels, the inset represents the respective cumulative distribution,  $\Pr(p(X, R) \leq \alpha)$  or  $\Pr(p_c(X, R) \leq \alpha)$  (as appropriate). Note that the test is invalid for sufficiently large  $\alpha$  with spike-centered jitter. Code is available at <https://github.com/aamarasingham/bjitter>.

a corollary of the theory, as independent homogeneous Poisson spike trains are in the null hypothesis for interval jitter, for any  $\Delta$  (Amarasingham et al., 2012). Independent homogeneous Poisson spike trains are indeed conditionally uniform, conditioned on  $C_\Delta(t_1, t_2)$ , for any  $\Delta$ . Another implication is that the interval jitter procedure has greater sensitivity toward detecting “nonaccidental” synchronous events, when they are present (see section A.3 in the appendix).

This provides a theoretical account of the observation motivating Stark and Abeles (2009).

### 3 Spike-Centered Jitter Can Make Mistakes with Structureless Spike Processes

---

The key general requirement of a  $p$ -value is not uniformity; rather the typical implication of hypothesis testing is that, under a null hypothesis  $H_0$ , the  $p$ -value is subuniform (Casella & Berger, 2001), meaning that

$$\Pr(\hat{p} \leq \alpha) \leq \alpha, \quad \text{for all } \alpha > 0. \quad (3.1)$$

In some sense, subuniformity of  $p$ -values is a necessary and sufficient condition for hypothesis testing of  $H_0$ . (A technical explanation of this equivalence is provided in section A.4 in the appendix.) In contrast, uniformity is a stronger requirement that, under  $H_0$ , a  $p$ -value  $\hat{p}$  satisfies  $\Pr(\hat{p} \leq \alpha) = \alpha$  for all  $\alpha$ . The difference is that the hypothesis tests associated with subuniform  $p$ -values are valid but conservative, whereas the tests associated with uniform  $p$ -values are valid *and* nonconservative. For these reasons, our opinion is that conservatism, while certainly sensible to avoid when possible, is a lesser concern and not particularly dangerous, if it is properly interpreted (see section 5). As a familiar example of conservatism, any discrete-level  $\alpha$  test is conservative for most values of  $\alpha$ .

On the other hand, misconstruing a statistic as a  $p$ -value in such a way that, under the null hypothesis of no temporal structure, rejection of the null occurs more often than one expects by chance, will lead to substantially misleading conclusions (i.e., an excess of false positives). This is exactly what happens when random variables that are not subuniform are treated as  $p$ -values. That is, we are concerned about the situation in which we treat  $p(X, R)$  as a  $p$ -value despite the fact of examples, which clearly belong in  $H_0$ , for which  $\Pr(p(X, R) \leq \alpha) = \kappa\alpha$ , with  $\kappa > 1$ . The higher the value of  $\kappa$ , the greater the concern; thus, the ratio  $\kappa(\alpha) = \Pr(p(X, R) \leq \alpha)/\alpha$  can be viewed as a kind of hallucination factor. (Henceforth, we will write  $\kappa(\alpha)$  simply as  $\kappa$ , bearing in mind that  $\kappa$  depends on  $\alpha$ .) Such a decision-making procedure is invalid as a hypothesis test (Stark & Abeles, 2009, refers to the case  $\kappa > 1$  as permissive).

For example, consider a pair of spike processes such that the spike trains are conditionally uniform and independent, conditioned on  $(N_1, N_2)$ , for each neuron (see section A.1 for definitions of conditional uniformity in specific settings). Regardless of the many subtleties involved in constructing a quantitative definition of temporal structure for a point process (spike train), it is sufficient here to work with the conditionally uniform example because it is a prototypical example of a point process with no temporal structure. Because such a process is in the interval jitter null hypothesis (Amarasingham et al., 2012) for any  $\Delta$ ,  $p$ -values from interval jitter are guaranteed to be subuniform and the tests are guaranteed to be valid.

Furthermore, if the  $p$ -value  $p(X, R)$  is (absolutely) continuous, then interval jitter  $p$ -values are guaranteed to be uniform.

Interval and basic jitter are intuitively similar procedures. To what degree is it appropriate to suppose that properties of interval jitter, such as sub-uniformity with respect to conditionally uniform processes, approximately extend to basic jitter? Previously, Amarasingham et al. (2012) emphasized that the basic jitter procedure did not have a clearly defined null hypothesis, cautioning against its unaccompanied use. One aspect of this is that the mathematical logic that justifies interval jitter does not necessarily apply when basic jitter is used to generate surrogates (see section A.2 and Amarasingham, Harrison, Hatsopoulos, & Geman, 2011, for more details).

Continuing to focus on conditionally uniform processes, we sought a more refined look at this question. We examined the implications of using spike-centered jitter surrogates to calculate equation 2.1, and then interpreting the result as a  $p$ -value. We find that it is possible for the resulting decision procedure to be conservative ( $\kappa < 1$ ) or invalid ( $\kappa > 1$ ). The latter case ( $\kappa > 1$ ) conclusively establishes that the spike-centered jitter procedure cannot be justified in general; loosely, we refer to this as hallucination of temporal structure. The possibility of both  $\kappa > 1$  and  $\kappa < 1$  is independent of the discreteness or continuity of the test statistics. Moreover, there is no upper bound on  $\kappa$ , even focusing only on small  $\alpha$ . The range of these possibilities is demonstrated below.

The examples are all of the following common form, involving at most two spike trains,  $t_1$  and  $t_2$ , in a single trial. Let  $N_i$  be the total number of spikes in the trial for neuron  $i$ .  $N_1$  and  $N_2$  are deterministic.  $t_1$  and  $t_2$  are uniformly distributed on the space of all possible (consistent) outcomes. All such examples are conditionally uniform by definition, conditioned on any  $\Delta$ -coarsening. Thus, they are in (any) interval jitter null hypothesis. A visual representation of the key idea in examples 1 and 4 is provided in Figure 3.

**Example 1: A Conservative Spike-Centered Jitter Test ( $\alpha < 1/2$ ).**

Consider the example of a single spike: suppose  $N_1 = 1$  with probability 1. The spike train is specified by  $t_{1,1}$ , which is uniformly distributed on the interval  $[0, 1]$ . Let  $0 < \Delta < 1$ . (It does not matter how edge effects are handled in this example.) Let the statistic  $f(t_1, t_2) = t_{1,1}$ . Conditioned on  $\{\Delta/2 < t_{1,1} < 1 - \Delta/2\}$ , the law of large numbers (LLN) implies that  $p(X, R) \rightarrow 1/2$ , as  $K \rightarrow \infty$ . Thus, for any  $\alpha < 1/2$ , we have  $\inf_{K,\Delta} \Pr(p(X, R) \leq \alpha) = 0$ , demonstrating conservatism. A generalization of this example is implicit in Amarasingham et al. (2011).

**Example 2: An Invalid Spike-Centered Jitter Test ( $1/2 < \alpha < 1$ ).** Repeat example 1, except now consider  $\alpha > 1/2$ . By the same reasoning,  $\sup_{K,\Delta} \Pr(p(X, R) \leq \alpha) = 1 > \alpha$ , so the test is invalid ( $\kappa = \alpha^{-1} > 1$ ).

**Example 3: A Conservative Spike-Centered Jitter Test ( $\alpha < 1/2$ ).** For another (somewhat more natural) example, consider  $N_1 = N_2 = 1$ .



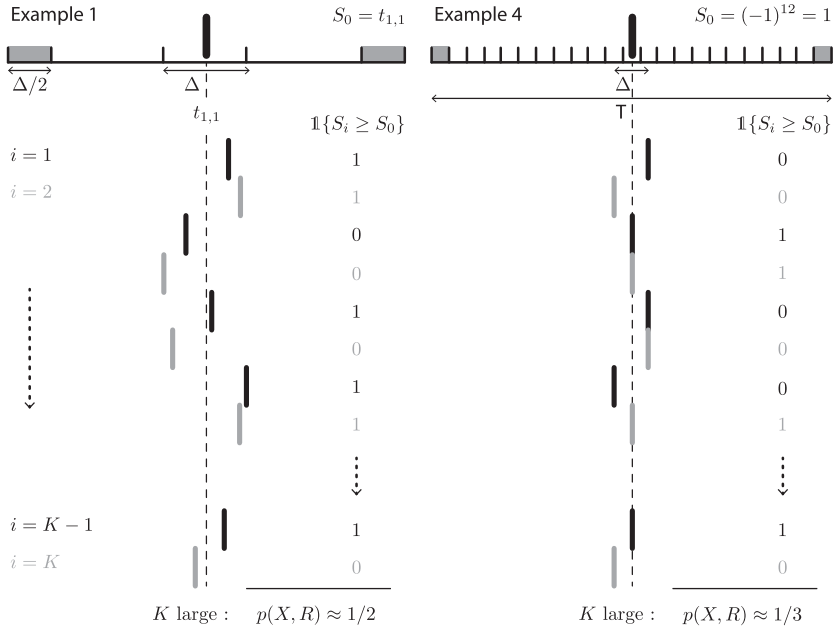


Figure 3: Illustration of examples 1 and 4. The top spike trains represent the observed data, where the spike-centered jitter window length is indicated. The shaded areas correspond to the edges. The collection of spikes below represents the surrogate data. The gray color and the dashed line are only for visual clarity.

Let  $f(t_1, t_2) = |t_{1,1} - t_{2,1}|$ , or consider  $N_1 = 2$  and let  $f(t_1, t_2) = |t_{1,2} - t_{1,1}|$ . In either case, conditioned on  $\{\Delta/2 < t_{i,j} < 1 - \Delta/2 \forall i, j, |t_{i,j} - t_{i',j'}| > \Delta/2 \forall (i, j) \neq (i', j')\}$ ,  $p(X, R) \rightarrow 1/2$  as  $K \rightarrow \infty$  (LLN). Thus, as in example 1, for any  $\alpha < 1/2$ , we have  $\inf_{K, \Delta} \Pr(p(X, R) \leq \alpha) = 0$ , demonstrating conservatism. Note also that  $p(X, R)$  is (absolutely) continuous in this example as well as example 1, so the exhibited conservatism is not a consequence of discreteness.

**Example 3a: Synchronization.** Sticking to the spike process of example 3, use  $f(t_1, t_2) = -|t_{1,1} - t_{2,1}|$  (analogous to a left-tailed test). The conclusion is the same. With respect to interval jitter, the statistic implies power toward alternatives that favor spike synchronization, though in a different sense from equation 2.2. The example has natural generalizations to physiological settings, including multiple-spike, multiple-trial versions. The qualitative conclusion is the same. Similarly,  $f(t_1, t_2) = -|t_{1,1} - t_{2,1} - j|$  targets lagged synchronization at time lag  $j$ . (Think of cross-correlogram analysis.) Note the implications for sensitivity.

**Example 4: An Invalid Spike-Centered Jitter Test,  $\alpha$  (Arbitrarily) Close to  $1/3$ ,  $\kappa$  (Arbitrarily) Close to  $3/2$ .** A relatively simple example can be

constructed with discrete (binary) spike trains. For example, consider a 1 ms discretization, with time specified in ms units. Suppose again that  $N_1 = 1$  with probability one and also that  $\Delta = 2$ . In this case,  $t_{1,1}$  takes values in  $\{1, 2, \dots, T\}$ , where  $T$  is the length of a trial in ms (for simplicity, suppose  $T$  is even). Let  $f(t_1, t_2) = (-1)^{t_{1,1}}$ . It follows that  $P(S_0 = 1) = P(S_0 = -1) = 1/2$ . Conditioned on  $\{S_0 = 1, 2 < t_{1,1} < T - 1\}$ ,  $p(X, R)$  converges to  $1/3$  as  $K \rightarrow \infty$ . Conditioned on  $\{S_0 = -1, 2 < t_{1,1} < T - 1\}$ ,  $p(X, R) = 1$  (for all  $K$ ). Thus,  $\sup_{T,K} \Pr(p(X, R) \leq \frac{1}{3} + \epsilon) = \frac{1}{2}$ , for sufficiently small  $\epsilon > 0$ , which demonstrates a permissive procedure with  $\alpha$  arbitrarily close to  $1/3$ . (Moreover, this gives  $\sup_{T,K} \Pr(p(X, R) \leq \frac{1}{3} + \epsilon) / (\frac{1}{3} + \epsilon) = \frac{3}{2} + O(\epsilon)$ , for sufficiently small  $\epsilon > 0$ , as well.)

**Example 5: An Invalid Spike-Centered Jitter Test,  $\alpha$  Arbitrarily Small,  $\kappa$  Arbitrarily Large.** Expanding on example 4, take discretized binary spike trains (e.g., with 1 ms bins), and let  $N_1 = m$  with probability one ( $m$  an arbitrary natural number) and  $\Delta = 2$ . Let  $f(t_1, t_2) = \sum_{k=1}^{N_1} (-1)^{t_{1,k}}$ , and let  $A$  be the event  $\{|t_{1,i} - t_{1,j}| > 2 \forall i \neq j, 2 \leq t_{1,i} \leq T - 1 \forall 1 \leq i \leq N_1\}$ . We note that:

1.  $\Pr(A, S_0 = m) \rightarrow 2^{-m}$  as  $T \rightarrow \infty$ .
2. Conditioned on  $\{S_0 = m, A\}$ ,  $p(X, R) \rightarrow 3^{-m}$  as  $K \rightarrow \infty$  (LLN).

Consequently,

$$\sup_{T,K} \Pr(p(X, R) \leq 3^{-m} + \epsilon) \geq 2^{-m},$$

and

$$\sup_{T,K,m} \Pr(p(X, R) \leq 3^{-m} + \epsilon) / (3^{-m} + \epsilon) = \infty,$$

for all sufficiently small  $\epsilon > 0$ . Thus, there is no upper bound on  $\kappa$  in the sense that  $\sup_{H_0} \kappa(\alpha) = \infty$  ( $H_0$  here is the interval jitter null hypothesis). A related relevant implication is that  $\limsup_{\alpha \downarrow 0} \sup_{H_0} \kappa(\alpha) = \infty$ .

**Remark 1: Edge Effects.** In example 1, edge effects are sidestepped by conditioning on the event that  $t_{1,1}$  is not near the edge. This event can be made arbitrarily unlikely by taking  $\Delta$  small (alternatively, make the interval arbitrarily long). Thus, edge effects do not underlie the phenomena we highlight. The same idea is used in the other examples, as well as the analogous idea to preserve a minimum distance between spikes. This is all that is needed because here we are only seeking counterexamples (see section 5). Another way to understand the irrelevance of edge effects is to construct the examples directly on the circle, generalizing the test statistics as appropriate. Then there are no edge effects by definition, but the identical phenomena occur.

**Remark 2: Symmetry of the Jitter Distribution.** The uniformity of the jitter distribution does not play an important role either, as all the effects

will persist if the jitter distribution is nonuniform yet symmetrical. For example, it is clear in the first three examples that the main phenomenon is simply due to the fact that spike-centered jitter is equally likely to move a spike forward as backward.

As a final remark, we note that the physiological relevance of the examples is besides the point. Rather, the goal is to clarify the concerns with respect to spike-centered jitter hypothesis tests using examples in which the relevant probabilities can be easily computed. At the least, they demonstrate that some restriction on the class of statistics is a requirement to avoiding hallucinations with spike-centered jitter. This is in contrast to interval jitter, where  $p(X, R)$  is a proper  $p$ -value for the null hypothesis (of conditional uniformity), regardless of the test statistic. Even these relatively simple examples hint that using more physiologically motivated statistics with spike-centered jitter should immediately warrant concern, particularly for complex test statistics (Shmiel et al., 2006). However, the examples may not be altogether pathological. Example 3a is relevant to synchronization studies. Also, the statistic  $f$  in examples 4 and 5 essentially quantifies phase locking of spikes or spike bursts to an (extremely smoothed, coarsened) oscillating field (Jones, 2016). The latter examples can be rescaled to correspond to a synchronization example involving physiologically relevant oscillation frequencies as follows. Generate and then coarsen and threshold an oscillatory inhomogeneous Poisson train and a homogeneous Poisson train, both of them independent. With appropriate choices for relevant parameters (period of oscillation, constants of coarsening and thresholding, and firing rates), a stochastic version of examples 4 and 5 can be reproduced with realistic firing rates, employing the identical statistic  $f$ . In effect, synchronization is measured with respect to an oscillating spike train rather than an external oscillation. As expected, the result in numerical experiments is an excess of small  $p$ -values, in the sense of hallucination (results not shown).

Analogous but more complex versions of examples 1 to 5 can also be constructed from homogeneous Poisson processes.

#### 4 Poisson Approximations of Interval Jitter Can Produce Nonuniform Approximate $p$ -Values

---

It is natural to use a Poisson approximation to facilitate jitter computations (Abeles & Gat, 2001), as in the convolution method (Stark & Abeles, 2009). What is the effect of such an approximation? Here we illustrate that Poisson approximation errors can have practical consequences. A single numerical example suffices to make the point. We will work here with a simplified interval jitter example, using synchrony as a test statistic. The interval jitter null hypothesis is that spike times are conditionally uniform, conditioned on  $C_{\Delta}(t_1, t_2)$  (see above). In the simplest case, consider a spike process such

that the spike count in each interval is at most one (for both spike trains). Synchrony is the test statistic (see equation 2.2). Under the null, conditioned on  $C_\Delta(\mathbf{t}_1, \mathbf{t}_2)$ , the synchrony test statistic is binomially distributed with parameters  $N$  and  $q$ , by which we mean  $\Pr(S_0 = s | C_\Delta(\mathbf{t}_1, \mathbf{t}_2)) = \binom{N}{s} q^s (1 - q)^{N-s}$  (the parameters  $N$  and  $q$  depend on  $C_\Delta(\mathbf{t}_1, \mathbf{t}_2)$ ;  $N$  is the number of intervals with spikes in both trains;  $q = 1/\Delta$ ). This binomial distribution can be approximated as Poisson with parameter  $Nq$ . This suggests two ways to compute a  $p$ -value for this null hypothesis. In the first, an exactly valid  $p$ -value is given by  $\Pr(X \geq S_0 | S_0)$ , where  $X$  is distributed as a binomial random variable with parameters  $(N, q)$ , and independent of  $S_0$ . In the second, an approximately valid  $p$ -value is given by  $\Pr(Y \geq S_0 | S_0)$ , where  $Y$  is distributed as a Poisson random variable with parameter  $Nq$ , independent of  $S_0$ .

The  $p$ -values, resulting from either the original binomial distribution or the Poisson approximation, cannot be uniformly distributed because in both cases, the synchrony statistic is discrete. (The exactly valid method will give subuniform  $p$ -values.) Abeles and Gat (2001) used a randomization technique to generate strictly uniform  $p$ -values. The technique can be described as follows. Sample  $U$  independently and uniformly from the interval  $[0, 1]$ , and then compute

$$p'(X) = U \cdot \Pr(Y = X | X) + \Pr(Y > X | X). \quad (4.1)$$

Then  $p'(X)$  will be strictly uniform. (See the appendix for an intuitive derivation of this formula.) In the example discussed above, the (conditional) distribution of synchrony, under the (conditional) null hypothesis, is exactly binomial. (Note that there is no need for Monte Carlo surrogates in this example.) A numerical example, using  $N = 500$ ,  $q = .1$  is provided in Figure 4A. Thus, use of this technique produces uniformly-distributed  $p$ -values (Figure 4C). However, the technique depends on the fact that the conditional distribution is known exactly. If an approximation of the conditional distribution, such as a Poisson approximation, is used instead, there are no corresponding guarantees of uniformity. The randomized approximate  $p$ -values, computed from the Poisson distribution, are visibly nonuniform (see Figure 4D), suggesting conservative tests for small  $\alpha$  (invalid tests, for sufficiently large  $\alpha$ ).

## 5 Discussion

---

The distinction between spike-centered and interval jitter might appear esoteric to some readers. Nevertheless, these results indicate that it is not as mild as it appears. For example, even in the prototypical case of analyzing synchrony between independent homogeneous Poisson processes, the spike-centered jitter procedure can be surprisingly more conservative than

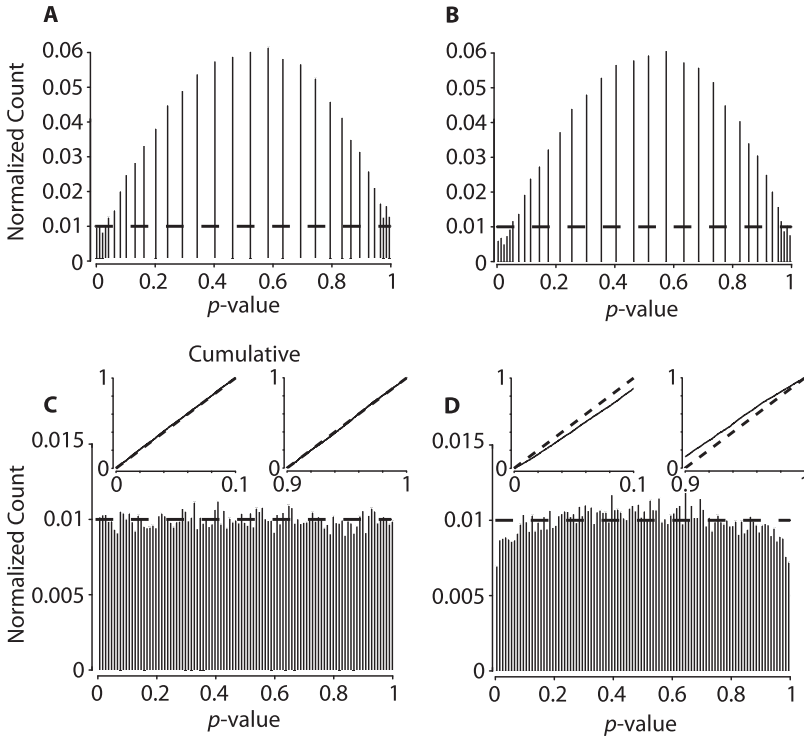


Figure 4: Nonuniformity of randomized  $p$ -values induced by Poisson approximation. Fifty thousand binomial random variables were independently drawn with parameters  $N = 500$  and  $q = .1$ , to construct 50,000  $p$ -values. The histograms were computed using a 0.01 bin width.  $p$ -Values were constructed by (A) using the exact binomial distribution without randomization, (B) Poisson approximation without randomization, (C) using the exact binomial distribution with randomization, and (D) Poisson approximation with randomization. In all panels, the horizontal dashed line represents the theoretical limit (as the number of samples goes to  $\infty$ ) if the  $p$ -value distribution is truly uniform. Compare panels C and D to notice the nonuniformity induced by Poisson approximation alone. In panels C and D, the insets represent the respective cumulative distribution,  $\Pr(p(X, R) \leq \alpha)$  or  $\Pr(p_c(X, R) \leq \alpha)$  (as appropriate). Note in panel D that the test is conservative for small  $\alpha$  and invalid for sufficiently large values. Code is available at <https://github.com/aamarasingham/bjitter>.

interval jitter. This insensitivity is not simply an artifact of discrete statistics. More striking, we show with relatively simple examples that spike-centered jitter can even hallucinate temporal structure to an arbitrary extent. Thus, we caution the use of spike-centered jitter as a rigorous test of hypotheses regarding temporal structure.

It is worth emphasizing that these issues clearly generalize beyond isolated pairs of spike trains and will scale up when applied to large data sets involving multiple neurons, test statistics, and periods of analysis. Such settings amplify the dangers of invalid tests. Correspondingly, multiple testing corrections constructed in such situations will generally require that they are built out of hypothesis tests that are valid in isolation.

In reviewing the literature on these topics, a common theme in these discrepancies is a lack of a well-specified null hypothesis. We wondered whether this has practical implications. The subtleties reported here indeed make a case for rigorous treatment (i.e., precise specification of null hypotheses, in the classical sense). Our conclusions are largely consistent with the overview in Amarasingham et al. (2012).

Once oriented in this direction, other issues arise. As an example, interval jitter has more degrees of freedom than spike-centered jitter, associated with the selection of an interval's location. This arbitrariness can make practitioners uneasy. Here two points bear considering. The first is that the issue is essentially identical to the arbitrariness associated with rounding (discretizing) measurements. When rounding, we anchor a discretization grid on the origin (zero), but the choice of the origin is arbitrary. Second, there are occasions when one can anchor the interval in an intuitively satisfying way. In the case of synchrony or other cross-correlogram analyses, one can choose to anchor intervals with respect to a reference train (Hatsopoulos, Geman, Amarasingham, & Bienenstock, 2003). For example, in a synchrony analysis, center the intervals around the spikes in a reference train; then jitter the spikes in the target train, respecting the intervals.

More fundamentally, however, the arbitrariness of interval locations is a symptom of the broader problem that the (conditional) uniformity assumption is an approximation. A more precise null hypothesis would accommodate relative variations in the conditional likelihood of spike placement (cf. tilted jitter: Amarasingham et al., 2012), patterned structures such as bursts and refractory periods (cf., pattern jitter: Harrison & Geman, 2009; Amarasingham et al., 2012), multiple comparisons corrections (Amarasingham et al., 2012; Harrison, Amarasingham, & Truccolo, 2015), and quantitative measures of effect size (Amarasingham et al., 2012). With respect to technique, it seems reasonable to expect that statistical precision ought to be applied in proportion to the subtlety of observed effects. In scenarios involving strong effects, this may justify a conservative approach (Fujisawa, Amarasingham, Harrison, & Buzsáki, 2008). In more subtle scenarios, it underscores the need for finely grained analysis.

Related to the above comments, our purpose in using processes with no temporal structure in these examples was to clarify these issues in the simplest setting. For the same reasons, we focused on examples (i.e., sparse firing) where refractory and bursting phenomena, as well as edge effects and firing rate inhomogeneities, are irrelevant to probability computations. Here, these complications were avoided only for clarity of exposition. The issues we have discussed will remain essentially the same embedded

in more complicated structures. The same motivations led us to use the randomization approach to handling discretization artifacts. There are procedures for multiple hypothesis testing corrections that do not rely on randomization (see Amarasingham, Chen, Geman, Harrison, & Sheinberg, 2006, for an example in a neurophysiology setting), which we anticipate to be more powerful (data efficient).

Finally, we have largely ignored the inconvenience of excessively time-consuming computation, which in day-to-day work is a major motivation for using approximate methods. We hope that the observations highlighted here will encourage further development of computationally efficient procedures that can be rigorously understood or rigorously calibrated (Harrison, 2013; Jeck & Niebur, 2015).

## Appendix

---

**A.1 Conditionally Uniform Distributions.** Consider a pair of spike processes, with the property that the spike trains are conditionally uniform and independent, conditioned on  $(N_1, N_2)$ , for each neuron. In the setting of discrete spike trains, this means that, conditioned on  $(N_1, N_2)$ , all spike trains consistent with  $(N_1, N_2)$  are equally likely. In the setting of continuous spike trains, this means that the conditional joint probability density function of  $(t_1, t_2)$ , conditioned on  $(N_1, N_2)$ , depends only on  $(N_1, N_2)$ .

Conditionally uniform processes include homogeneous Poisson processes as a special case, but the class is broader than Poisson. For example, in section 3, all our conclusions were reached with (non-Poisson) examples in which  $N_1$  and/or  $N_2$ , specifying spike counts in an interval, are constants. (See Amarasingham et al., 2012, for a more thorough development of the motivation for using conditional uniformity as a null hypothesis for spike trains, and various generalizations.)

**A.2 Validity of Interval Jitter Hypothesis Testing.** If the interval jitter null hypothesis (conditional uniformity) is true, the subuniformity of  $p(X, R)$  as defined in equation 2.1 is explained in Amarasingham et al. (2012). This conclusion is a consequence of the fact that under the null hypothesis,  $S_0, S_1, \dots, S_K$  are exchangeable (see Amarasingham et al., 2011).<sup>1</sup> From this, it follows that  $p(X, R)$  is subuniform (proposition A.3 in Amarasingham et al., 2011). Since  $S'_0, S'_1, \dots, S'_K$  are also exchangeable, it follows by the same logic that  $p_c(X, R)$  is subuniform. Moreover,  $p_c(X, R)$  is absolutely continuous. Thus, under the null hypothesis,  $p_c(X, R)$  is distributed as a uniform random variable.

To address potential confusion, it is worthwhile focusing on what the assumption of exchangeability is not. Obviously it is not equivalent to the

---

<sup>1</sup>A finite collection of random variables  $Y_1, Y_2, \dots, Y_n$  is exchangeable if its joint distribution is invariant to permutations of its arguments. That is,  $\Pr(Y_1, \dots, Y_n) \in A) = \Pr(Y_{\pi(1)}, \dots, Y_{\pi(n)}) \in A)$  for all sets  $A$  and all permutations  $\pi$  of the index set  $(1, \dots, n)$ .

assumption that  $S_0, S_1, \dots, S_K$  are independent and identically distributed. What is more relevant, it is also not equivalent to the assumption that  $S_0, S_1, \dots, S_K$  are identically distributed. Example 1 in section 3 is a clear expression of this distinction. Consider this example on the circle instead of an interval (see remark 1). Here  $S_0, S_1, \dots, S_K$  are not exchangeable, although they are identically distributed. This alone shows that it is not sufficient to establish that  $S_0, S_1, \dots, S_K$  are identically distributed (Pipa, Grün, & van Vreeswijk, 2013). Indeed, continuing to focus on continuous time and preserving the circle construction,  $S_0, S_1, \dots, S_K$  are identically distributed for any uniform spike process and any test statistic for both spike-centered and interval jitter.<sup>2</sup> (Interval and spike-centered jitter are “measure preserving.”) Conceptually, this is likely the source of the intuitive conflation of the two methods. At root, the distinction is one of conditional versus unconditional inference (see the discussion of this distinction in Amarasingham et al., 2011).

**A.3 Sensitivity.** Returning to the example of section 2, a consequence of conservatism is that the spike-centered jitter procedure is less sensitive than the interval jitter procedure in detecting nonaccidentally synchronous events, when they are present. As a demonstration, consider the following numerical experiment. Generate a third independent homogeneous Poisson spike train with rate  $\lambda_s$  and superpose (“inject”) spikes from the third train onto the spike trains from neurons 1 and 2. This is a model of injected synchrony. (The injected spikes are perturbed slightly prior to injection so that the synchronous spikes are not perfectly instantaneous.) Then compare the sensitivity of tests specified by the critical region  $\{p_c(X, R) \leq \alpha\}$  generated by the spike-centered and interval jitter procedures, respectively. Consistent with intuition, the interval jitter test is more sensitive. For one example, we repeated the experiment of Figure 2, using  $\alpha = 0.05$  and  $\lambda_s = 2$  Hz. The rejection event  $\{p_c(X, R) \leq \alpha\}$  occurred in 2% of the trials using the spike-centered jitter procedure and 8% of the trials using the interval jitter procedure across 50,000 trials. Other parameter settings generated similar numerical conclusions (results not shown; see <https://github.com/aamarasingham/bjitter> for code).

**A.4 Exact Tests and Subuniform  $p$ -Values.** The motivation for subuniform (as opposed to uniform)  $p$ -values in hypothesis testing can be understood through several routes.

*A.4.1 An Elementary Example.* As a general nontechnical example of nonuniformity, keep in mind the most familiar elementary examples in

---

<sup>2</sup>A more general observation is that under these conditions,  $(S_0, S_j)$  are pairwise exchangeable for any  $j$  in  $\{1, 2, \dots, K\}$ , for both interval and spike-centered jitter.



which  $p$ -values are strictly subuniform as a consequence of discreteness. For example, consider  $H_0 : X \sim \text{Binomial}(N, .5)$ . A textbook  $p$ -value is  $\Pr(Y \geq X|X)$ , where  $Y$  and  $X$  are independent and identically distributed (i.i.d.), which computes the area to the right of the curve under the probability mass function. This  $p$ -value is subuniform but not uniform.

*A.4.2 Nonrandomized Testing.* More technically, in the standard general approach for defining  $p$ -values for nonrandomized (deterministic) tests (Lehmann & Romano, 2005), one begins with a nested family of hypothesis tests, associated with a continuum of significance values: for each significance level  $\alpha$ ,  $0 \leq \alpha \leq 1$ , one associates a critical region  $T_\alpha$ , a subset of the sample space that satisfies  $\Pr(X \in T_\alpha) \leq \alpha$ . This is the standard definition of an exact hypothesis test. It is called nonrandomized if  $T_\alpha$  is deterministic. A nested family of hypothesis tests is one in which the corresponding critical regions are nested:

$$T_\alpha \subset T_{\alpha'} \quad \text{if } \alpha < \alpha'. \quad (\text{A.1})$$

In such a setting, the  $p$ -value is formally defined as

$$\hat{p}_{\{T_\alpha\}} = \hat{p}_{\{T_\alpha\}}(X) = \inf\{\alpha : X \in T_\alpha\}, \quad (\text{A.2})$$

where we have used the subscript  $\{T_\alpha\}$  to emphasize the dependence of the  $p$ -value on the choice of nested hypothesis testing family. In this case,  $\hat{p}_{\{T_\alpha\}}$  is guaranteed to be subuniform (lemma 3.3.1 in Lehmann & Romano, 2005). Thus, a nested family of hypothesis tests determines the  $p$ -value distribution (and it is subuniform).

What is more, any subuniform random variable can be used to construct a nested family of hypothesis tests. Given a subuniform random variable  $q(X)$  (see equation 3.1), define  $T'_\alpha = \{x : q(x) \leq \alpha\}$ . One can verify directly that the resulting hypothesis tests are exact and nested and, further, in this case

$$\hat{p}_{\{T'_\alpha\}}(X) = \inf\{\alpha : X \in T'_\alpha\} = q(X). \quad (\text{A.3})$$

Thus, subuniform random variables and nested families of hypothesis tests are in exact correspondence (in nonrandomized testing). It follows, for example, that if a given random variable is not subuniform for some distribution, it cannot be a  $p$ -value for any hypothesis testing system that includes that distribution in the null hypothesis.

*A.4.3 Randomized Testing.* In our case, the function of interest is  $p(X, R)$ , where  $R$  (encoding the Monte Carlo surrogates) is a random variable that depends on  $X$ , so the construction of  $T'_\alpha$  must be generalized.

The analogous generalization (Lehmann & Romano, 2005)  $\{X : p(X, R) \leq \alpha \text{ with probability one}\}$  might be degenerate in our setting. A workaround, implicit here, is to incorporate the randomization mechanism into the sample space and then apply the nonrandomized testing framework. In our setting, consider the sample outcome to be  $(X, R)$ . As established earlier,  $p(X, R)$  is subuniform. Then define the critical region  $T'_\alpha$ :

$$T'_\alpha = \{(x, r) | p(x, r) \leq \alpha\}. \quad (\text{A.4})$$

The consequence is the same: the resulting tests are exact ( $\Pr((X, R) \in T'_\alpha) \leq \alpha$ ) and the  $p$ -value is  $p(X, R)$  (and subuniform), even though  $p(X, R)$  will inherit the randomness of  $R$  (see the appendix to Amarasingham et al., 2012; Habiger & Pena, 2011, also develop this interpretation in greater generality). Thus, the  $p$ -value  $p(X, R)$  is stochastic, but the associated tests are still exact.

*A.4.4 Monte Carlo Approximation.* For completeness, it is worth pointing out that in the discrete setting, a third interpretation of equation 2.1 is that  $p(X, R)$  is a Monte Carlo approximation of the  $p$ -value  $p^*(X)$ , associated with the deterministic permutation test, a nonrandomized test (Harrison et al., 2015; Ernst, 2004):

$$p^*(X) = \frac{\sum_{\{X' : C_\Delta(X') = C_\Delta(X)\}} \mathbb{1}\{f(\mathbf{t}'_1, \mathbf{t}'_2) \geq S_0\}}{\#\{X' : C_\Delta(X') = C_\Delta(X)\}}, \quad (\text{A.5})$$

which borrows from the fact that  $p(X, R) \rightarrow p^*(X)$  as  $K \rightarrow \infty$  ( $\#$  represents cardinality in equation A.5). But this interpretation does not make clear, as it is above, that  $p(X, R)$  is subuniform for all  $K$ , not simply in that asymptotic limit.

In summary,  $p$ -values for exact tests are subuniform, and a random variable that is subuniform (for  $H_0$ ) can be used to construct exact tests for  $H_0$ , such that that subuniform random variable is the  $p$ -value. In that sense, subuniformity of a random variable (in  $H_0$ ) is a necessary and sufficient condition for exact hypothesis tests of  $H_0$ . Note, finally, that if a random variable is subuniform and (absolutely) continuous, then it must be uniform. This motivates the trick for converting subuniform  $p$ -values to uniform  $p$ -values in sections A.2 and 5.

**A.5  $p$ -Value Transformation.** The standard elementary approach for constructing  $p$ -values for a random variable  $X$  when the null hypothesis or conditional null hypothesis is a unique (and computable) distribution is as follows. Construct a random variable  $Y$  that has the same distribution as  $X$  and is also independent. Then let  $p(X) = \Pr(Y \geq X|X)$  (this is an application of the definition of a  $p$ -value, equation A.2, in this setting). It is

readily apparent that  $p(X)$  is subuniform (see equation 3.1; see also lemma 3.3.1 in Lehmann & Romano, 2005). The corresponding tests have power for alternative distributions that tend to be “greater” than that of  $X$ . However,  $p(X)$  will not be strictly uniform, if  $X$  is discrete.

Here is an intuitive construction for generating strictly uniform  $p$ -values, which involves randomizing the data. For simplicity, consider the case that  $X$  is integer-valued. Construct a new random variable  $X_c = X + \epsilon_X$ , where  $\epsilon_X$  is independent of  $X$  and uniformly distributed on  $[-1/2, 1/2]$ . Analogous to the above, suppose  $X_c$  and  $Y_c$  are independent and identically distributed. Compute  $p'(X) = \Pr(Y_c \geq X_c | X_c)$ . Then  $p'(X)$  will be subuniform and absolutely continuous. Thus,  $p'(X)$  will be uniform.

To compute  $p'(X)$ , note that

$$\begin{aligned} p'(X) &= \Pr(Y_c \geq X_c | X_c) \\ &= [(X + 1/2) - X_c] \Pr(Y = X | X) + \Pr(Y > X | X). \end{aligned} \quad (\text{A.6})$$

Since  $[(X + 1/2) - X_c]$  is uniformly distributed on  $[0,1]$ , this is equivalent to drawing a sample  $U$  independently from a uniform distribution on  $[0,1]$  and computing

$$p'(X) = \Pr(Y_c \geq X_c | X_c) = U \cdot \Pr(Y = X | X) + \Pr(Y > X | X). \quad (\text{A.7})$$

Since, by construction,  $Y > X \iff Y_c > X_c$ , it follows that tests constructed from  $p(X)$  and  $p'(X)$  will behave identically except for those outcomes exactly at the critical threshold. There is no loss of generality if  $X$  is not an integer, or if  $1/2$  above is replaced with a different constant  $b$ . The main ingredient is only that  $b$  and the bounds on  $\epsilon_X$  are chosen so as to preserve  $Y > X \iff Y_c > X_c$ .

## Glossary

---

$C_\Delta(\mathbf{t}_1, \mathbf{t}_2)$ :  $\Delta$ -coarsening of spike trains  $\mathbf{t}_1$  and  $\mathbf{t}_2$

$\Delta$ : jitter window width

$\delta$ : synchrony window width

$f$ : function to compute the test statistic

$K$ : number of surrogate spike trains

$N_i$ : number of spikes in the spike train  $i$

$R = (\mathbf{t}_1^{(1)}, \mathbf{t}_2^{(1)}, \dots, \mathbf{t}_1^{(K)}, \mathbf{t}_2^{(K)})$

$S_0$ : test statistic derived from the original spike train pair

$S_k$ : test statistic derived from surrogate spike train pair  $k$

$S'_k$ : randomized  $S_k$

$\mathbf{t}_1$ : spike train 1

$\mathbf{t}_i^{(k)}$ : Monte Carlo resampled spike train  $i$ , surrogate  $k$

$X = (\mathbf{t}_1, \mathbf{t}_2)$

## Acknowledgments

---

We thank C. Jiang, M. Getz, M. Harrison, and S. Fujisawa for advice and comments. J.P. and A.A. were supported by NIMH R01-MH102840, DOD ARO W911NF-15-1-0426, PSC-CUNY 68521-00 46, and a travel award from the City College of New York. E.S. was supported by ERC-2015-StG 679253. The code used to generate Figures 2 and 4 is available at <https://github.com/aamarasingham/bjitter>.

## References

---

- Abeles, M., & Gat, I. (2001). Detecting precise firing sequences in experimental data. *Journal of Neuroscience Methods*, *107*(1), 141–154.
- Amarasingham, A., Chen, T.-L., Geman, S., Harrison, M. T., & Sheinberg, D. L. (2006). Spike count reliability and the Poisson hypothesis. *Journal of Neuroscience*, *26*(3), 801–809.
- Amarasingham, A., Geman, S., & Harrison, M. T. (2015). Ambiguity and nonidentifiability in the statistical analysis of neural codes. *Proceedings of the National Academy of Sciences*, *112*(20), 6455–6460.
- Amarasingham, A., Harrison, M. T., Hatsopoulos, N. G., & Geman, S. (2011). *Conditional modeling and the jitter method of spike re-sampling: Supplement*. arXiv:1111.4296
- Amarasingham, A., Harrison, M. T., Hatsopoulos, N. G., & Geman, S. (2012). Conditional modeling and the jitter method of spike resampling. *Journal of Neurophysiology*, *107*(2), 517–531.
- Casella, G., & Berger, R. L. (2001). *Statistical inference*. Pacific Grove, CA: Duxbury Press.
- Date, A., Bienenstock, E., & Geman, S. (1998). *On the temporal resolution of neural activity* (Tech. Rep.). Providence, RI: Brown University, Division of Applied Mathematics.
- Ernst, M. D. (2004). Permutation methods: A basis for exact inference. *Statistical Science*, *19*(4), 676–685.
- Fujisawa, S., Amarasingham, A., Harrison, M. T., & Buzsáki, G. (2008). Behavior-dependent short-term assembly dynamics in the medial prefrontal cortex. *Nature Neuroscience*, *11*(7), 823–833.
- Gerstein, G. L. (2004). Searching for significance in spatio-temporal firing patterns. *Acta Neurobiologiae Experimentalis*, *64*(2), 203–208.
- Grün, S. (2009). Data-driven significance estimation for precise spike correlation. *Journal of Neurophysiology*, *101*(3), 1126–1140.
- Habiger, J. D., & Pena, E. A. (2011). Randomised  $p$ -values and nonparametric procedures in multiple testing. *Journal of Nonparametric Statistics*, *23*(3), 583–604.
- Harrison, M. T. (2013). Accelerated spike resampling for accurate multiple testing controls. *Neural Computation*, *25*(2), 418–449.
- Harrison, M. T., Amarasingham, A., & Truccolo, W. (2015). Spatiotemporal conditional inference and hypothesis tests for neural ensemble spiking precision. *Neural Computation*, *27*(1), 104–150.

- Harrison, M. T., & Geman, S. (2009). A rate and history-preserving resampling algorithm for neural spike trains. *Neural Computation*, *21*(5), 1244–1258.
- Hatsopoulos, N., Geman, S., Amarasingham, A., & Bienenstock, E. (2003). At what time scale does the nervous system operate? *Neurocomputing*, *52*, 25–29.
- Jeck, D., & Niebur, E. (2015). Closed form jitter methods for neuronal spike train analysis. In *Proceedings of the 2015 49th Annual Conference on Information Sciences and Systems* (pp. 1–3). Piscataway, NJ: IEEE.
- Jones, S. R. (2016). When brain rhythms aren't "rhythmic": Implication for their mechanisms and meaning. *Current Opinion in Neurobiology*, *40*, 72–80.
- Lehmann, E. L., & Romano, J. P. (2005). *Testing statistical hypotheses*. New York: Springer Science & Business Media.
- Louis, S., Gerstein, G. L., Grün, S., & Diesmann, M. (2010). Surrogate spike train generation through dithering in operational time. *Frontiers in Computational Neuroscience*, *4*(127), 1–16.
- Pipa, G., Grün, S., & van Vreeswijk, C. (2013). Impact of spike train autostructure on probability distribution of joint spike events. *Neural Computation*, *25*(5), 1123–1163.
- Rokem, A., Watzl, S., Gollisch, T., Stemmler, M., Herz, A. V., & Samengo, I. (2006). Spike-timing precision underlies the coding efficiency of auditory receptor neurons. *Journal of Neurophysiology*, *95*(4), 2541–2552.
- Shmiel, T., Drori, R., Shmiel, O., Ben-Shaul, Y., Nadasdy, Z., Shemesh, M., . . . Abeles, M. (2006). Temporally precise cortical firing patterns are associated with distinct action segments. *Journal of Neurophysiology*, *96*(5), 2645–2652.
- Stark, E., & Abeles, M. (2009). Unbiased estimation of precise temporal correlations between spike trains. *Journal of Neuroscience Methods*, *179*(1), 90–100.